

MSM PUBLIC SCHOOL
SITARGANJ

Class-2

SUMMER VACATION
HOLIDAYS
HOMEWORK 2020-2021

Oral work :-

Maths :- Learn tables 2 to 15.

English:- Learn how to write cursive writing and do 5 pages writing in cursive.

Hindi:- 5 पेज सुलेख लिखिए /

G. K:- Learn the state's name and capitals of India..

Computer :- Learn how to make keyboard..

Sst:- Learn the name of helpers and their works..

Science :- Learn the name of all weather's.

Write the poem and
draw the pictures.

THE PADDLING-POOL

Down by the river
On the way to school,
We have to pass
By the paddling-pool.
The grass is green,
And the water cool,
And we stay to play
By the paddling-pool,
Down by the river
On the way to school.

- Ann Berry





1. By using different geometrical shapes draw a bird and animal of your own choice.
2. Complete the following patterns:

Flower Counting Patterns

The children are counting around the flowers. Start counting on the colored petal and finish the pattern in each flower by adding the last number in the pattern.

1. 2 4 6 8

2. 13 14 15 16

3. 20 25 30 35

4. 26 27 28 29

5. 42 44 46 48

6. 91 93 92 91

7. 65 60 55 50

8. 76 74 72 70

9. 56 59 62 65

10. 21 28 35 42

For solution see page 20.

Games 4 Learning www.teacherspayteachers.com/Store/games4learning ©Teresa Evans 2013 11

MSM PUBLIC SCHOOL
SITARGANJ
Class-2
Subject - Sst

Community Helpers



Match each situation to the community person by checking the box with the correct shape.



Your hair is getting long.



You have a toothache.



You need to research something.



It is time to go to school.




MSM PUBLIC SCHOOL
SITARGANJ
Class-2
Sub-Science



Name: _____ Class: _____

Parts of a bird

Label the parts of the bird below.



- | | | | |
|-----|------|-------|---------------|
| leg | wing | neck | tail feathers |
| eye | beak | crown | beak |


M.S.M.P.SCHOOL

Holiday Homework 2020-21

CLASS II /Computer

Name : _____

- 1) Join the dots to draw a computer, colour it and label the various parts.
(CPU, Keyboard, Mouse, Monitor)

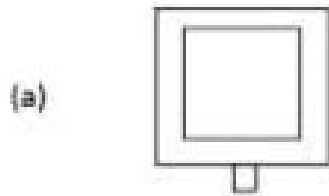


- 2) Paste pictures on half a chart of various places where computers are used and write the name of the place.

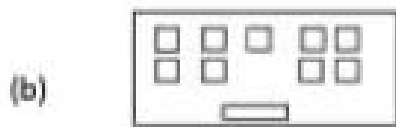
Computer




Que3. Match the following:



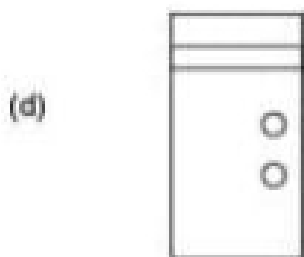
Keyboard



CPU



Monitor



Speaker


Que4 Which part of computer is Dhruv using if:

- (a). He is printing his poem on a paper.
- (b). He is listening to music.
- (c). He is watching a movie.
- (d). He is writing a letter.
- (e). He is drawing cartoon.





Drawing



Draw the flower pot and colour it.

हिन्दी व्याकरण

1 उलटे अर्थ वाले शब्द लिखिए।

शाम x -----

नया x -----

कीमती x -----

गरीब x -----

2 वचन बदलिए।

गहना -----

किताब -----

कहानी -----

बात -----

Write the articles a/an:

1. _____ book
2. _____ boy
3. _____ egg
4. _____ fish
5. _____ ice-cream
6. _____ zebra
7. _____ owl
8. _____ table
9. _____ pen
10. _____ ink-pot
11. _____ apple
12. _____ umbrella
13. _____ nest
14. _____ house
15. _____ aeroplane
16. _____ cat
17. _____ orange
18. _____ chair
19. _____ girl
20. _____ mango

ALL ABOUT...



My Favorite..

Color is..

Subject is..

Movie is..

Animal is..

Season is..

Book is..

Food is..

I am REALLY good at..

When I grow up, I want to..



ऊंट का चित्र बनाये और
कविता लिखें /

1. ऊंट चला



ऊंट चला, भई ऊंट चला
हिलता डुलता ऊंट चला।

इतना ऊँचा ऊंट चला
ऊंट चला, भई ऊंट चला।

ऊँची गर्दन, ऊँची पीठ
पीठ डटाए ऊंट चला।



Important Notice 🤔

Dear Students /
Parents...

It's my humble request
to you all that take your
holidays homework
seriously..

Complete your work in
neat and clean
handwriting and don't
forget to revise your
previous work.....

** You can make a
separate notebook for
your holidays home
work in which you can
do your all subjects
work.

 Happy Summer
Vacations 🌞 🌸

THANK YOU.

CLASS TEACHER :-
NAVAL JOHAL.

Write and learn 20 lines
Myself.....

It is compulsory.....

You can also write it on
chart paper if
possible.....

